

UNIVERSITY OF
NORTHERN COLORADO



2024 Summer Final
Enrollment Profile

September 19, 2024

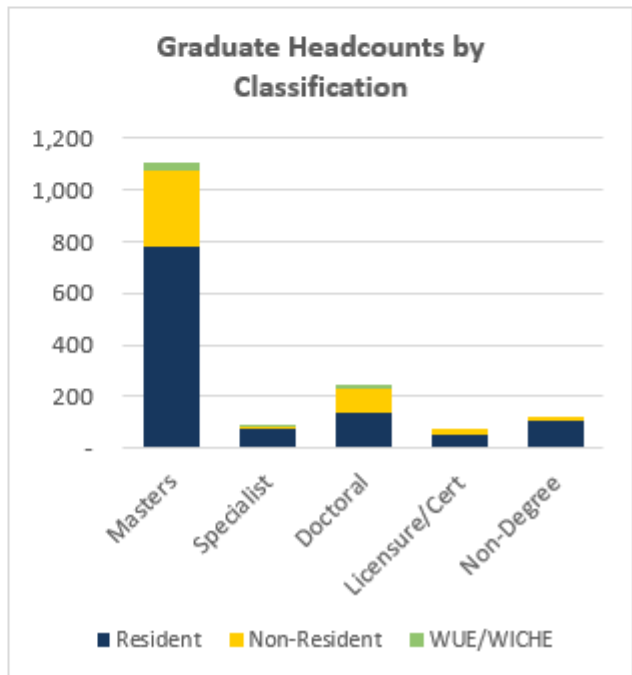
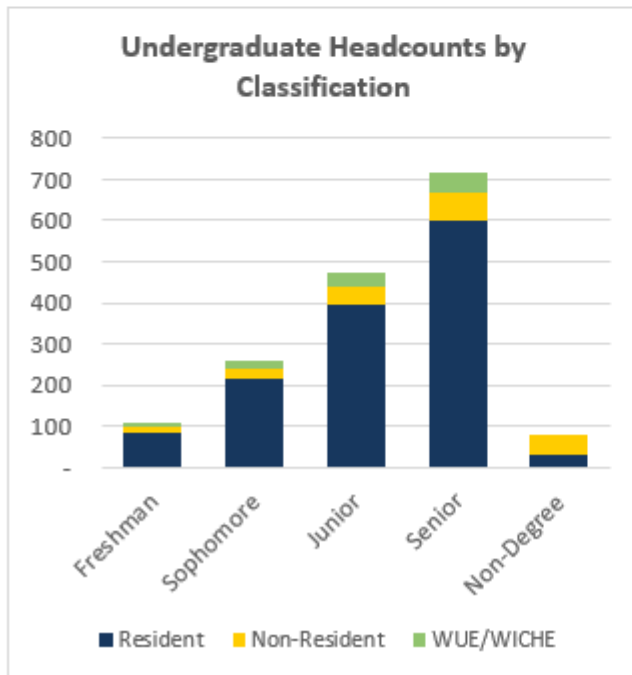
Contents

Classification Summary (Headcounts)	2
Classification Summary (Credit Hours)	3
Funding Summary (Headcounts)	4
Funding Summary (Credit Hours)	5

**University of Northern Colorado
Summer 2024 "Final"
Student Profile**

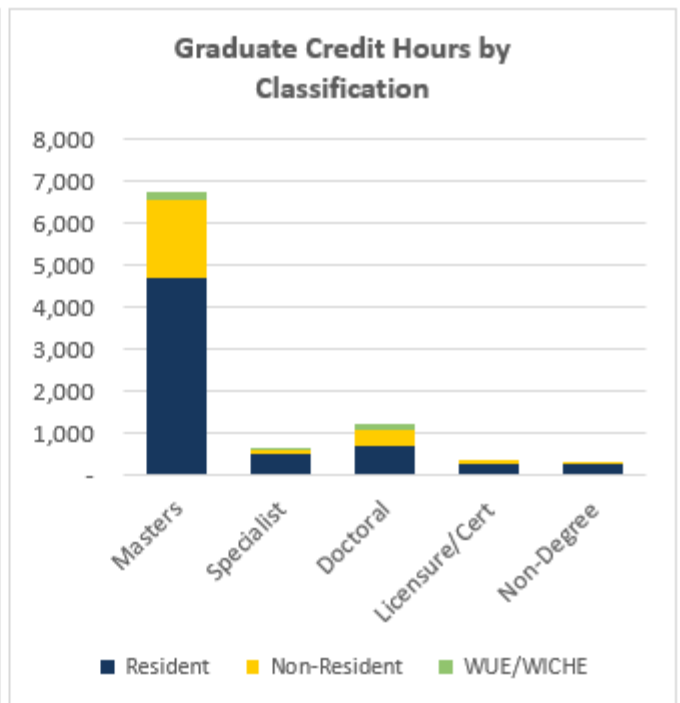
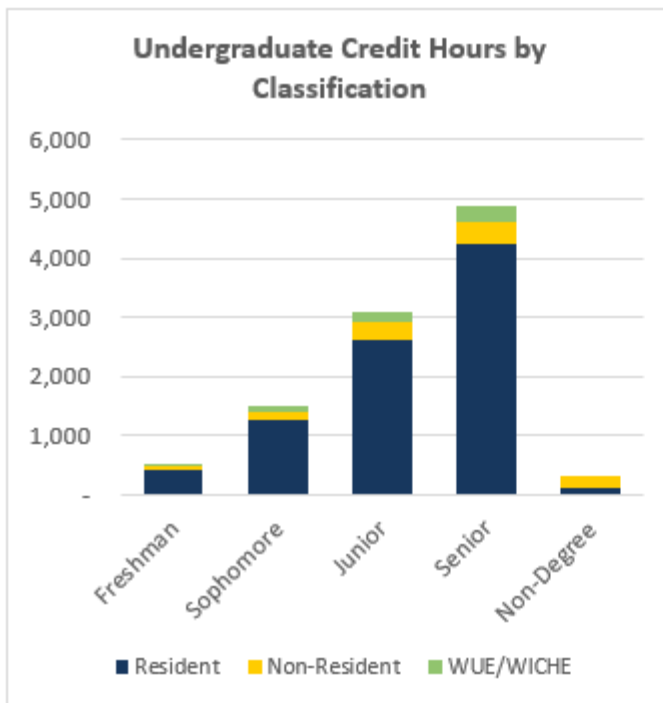
Classification Summary (Headcounts)

Headcounts by Classification								
	Classification	Summer 2024					Summer 2023	% Change
		Resident	Non-Resident	WUE/WICHE	Total	%	Total	
Undergraduate	Freshman	84	13	12	109	6.6%	115	-5.2%
	Sophomore	214	26	20	260	15.8%	266	-2.3%
	Junior	398	41	35	474	28.8%	488	-2.9%
	Senior	602	66	51	719	43.8%	852	-15.6%
	Non-Degree	32	49	-	81	4.9%	84	-3.6%
Undergraduate Total		1,330	195	118	1,643		1,805	-9.0%
Graduate	Masters	777	300	27	1,104	67.4%	1,114	-0.9%
	Specialist	74	10	4	88	5.4%	106	-17.0%
	Doctoral	139	89	20	248	15.1%	265	-6.4%
	Licensure/Cert	55	18	-	73	4.5%	62	+17.7%
	Non-Degree	108	16	-	124	7.6%	96	+29.2%
Graduate Total		1,153	433	51	1,637		1,643	-0.4%
Grand Total		2,483	628	169	3,280		3,448	-4.9%



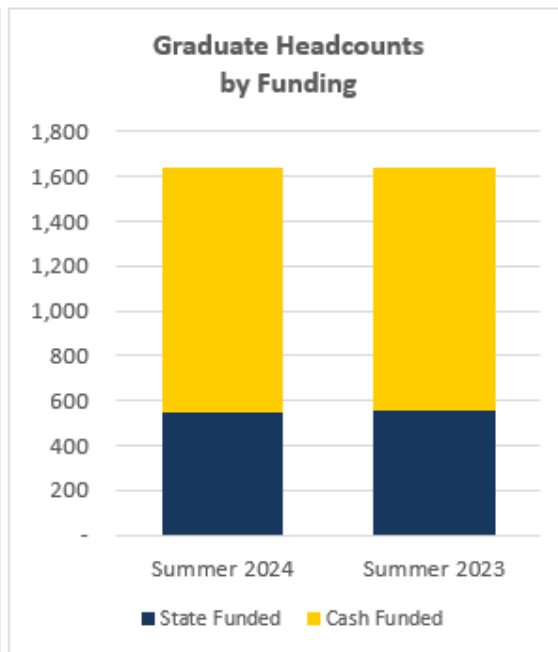
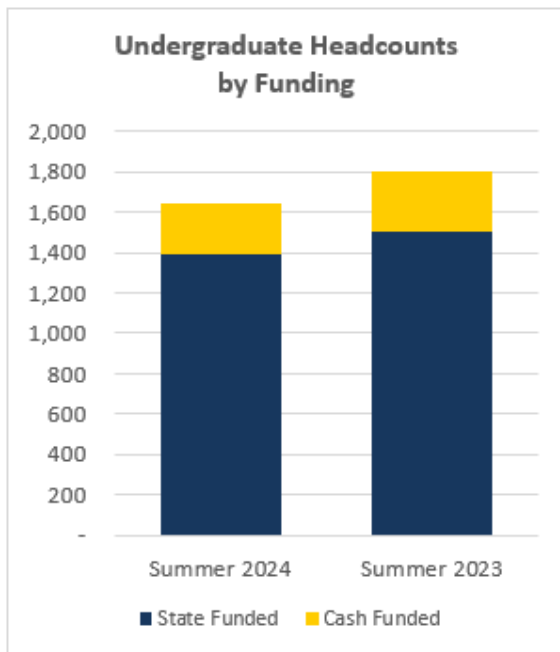
Classification Summary (Credit Hours)

Credit Hours by Classification								
	Classification	Summer 2024					Summer 2023	% Change
		Resident	Non-Resident	WUE/WICHE	Total	%	Total	
Undergraduate	Freshman	421	54	48	523	5.1%	566	-7.6%
	Sophomore	1,270	144	90	1,504	14.6%	1,446	+4.0%
	Junior	2,617	300	164	3,081	29.9%	3,150	-2.2%
	Senior	4,221	380	273	4,874	47.3%	5,603	-13.0%
	Non-Degree	117	211	-	328	3.2%	382	-14.1%
Undergraduate Total		8,646	1,089	575	10,310		11,147	-7.5%
Graduate	Masters	4,697	1,888	168	6,753	72.6%	6,838	-1.2%
	Specialist	521	68	28	617	6.6%	681	-9.4%
	Doctoral	686	407	124	1,217	13.1%	1,232	-1.2%
	Degree-Seeking Total	5,904	2,363	320	8,587	92.3%	8,751	-1.9%
	Licensure/Cert	288	88	-	376	4.0%	303	+24.1%
	Other Non-Degree	274	65	-	339	3.6%	218	+55.5%
	Non-Degree Total	562	153	-	715	7.7%	521	+37.2%
Graduate Total		6,466	2,516	320	9,302		9,272	+0.3%
Grand Total		15,112	3,605	895	19,612		20,419	-4.0%



Funding Summary (Headcounts)

Headcounts by Funding									
Students counted in Cash Funded "Extended Campus" have only cash funded courses.									
	Summer 2024				Summer 2023				% Change
	Resident	Non-Resident	WUE/WICHE	Total	Resident	Non-Resident	WUE/WICHE	Total	
Undergraduate									
State Funded ("Main")	1,171	117	101	1,389	1,254	120	126	1,500	-7.4%
Cash Funded ("Extended")	159	78	17	254	174	102	29	305	-16.7%
Undergraduate Total	1,330	195	118	1,643	1,428	222	155	1,805	-9.0%
Graduate									
State Funded ("Main")	424	76	51	551	412	87	54	553	-0.4%
Cash Funded ("Extended")	729	357	-	1,086	699	391	-	1,090	-0.4%
Graduate Total	1,153	433	51	1,637	1,111	478	54	1,643	-0.4%
Total State Funded	1,595	193	152	1,940	1,666	207	180	2,053	-5.5%
Total Cash Funded	888	435	17	1,340	873	493	29	1,395	-3.9%
Grand Total	2,483	628	169	3,280	2,539	700	209	3,448	-4.9%



Funding Summary (Credit Hours)

Credit Hours by Funding									
Accounting codes assigned to the course determine if credit hours are Cash Funded "Extended" or State Funded "Main".									
	Summer 2024				Summer 2023				% Change
	Resident	Non-Resident	WUE/WICHE	Total	Resident	Non-Resident	WUE/WICHE	Total	
Undergraduate									
State Funded ("Main")	7,330	667	489	8,486	7,634	638	679	8,951	-5.2%
Cash Funded ("Extended")	1,315	422	86	1,823	1,432	588	173	2,193	-16.9%
Other	1	-	-	1	3	-	-	3	-66.7%
Undergraduate Total	8,646	1,089	575	10,310	9,069	1,226	852	11,147	-7.5%
Graduate									
State Funded ("Main")	2,386	380	310	3,076	2,239	419	335	2,993	+2.8%
Cash Funded ("Extended")	4,076	2,136	10	6,222	4,011	2,256	9	6,276	-0.9%
Other	4	-	-	4	3	-	-	3	+33.3%
Graduate Total	6,466	2,516	320	9,302	6,253	2,675	344	9,272	+0.3%
Total State Funded	9,716	1,047	799	11,562	9,873	1,057	1,014	11,944	-3.2%
Total Cash Funded	5,391	2,558	96	8,045	5,443	2,844	182	8,469	-5.0%
Total Other	5	-	-	5	6	-	-	6	-16.7%
Grand Total	15,112	3,605	895	19,612	15,322	3,901	1,196	20,419	-4.0%

