
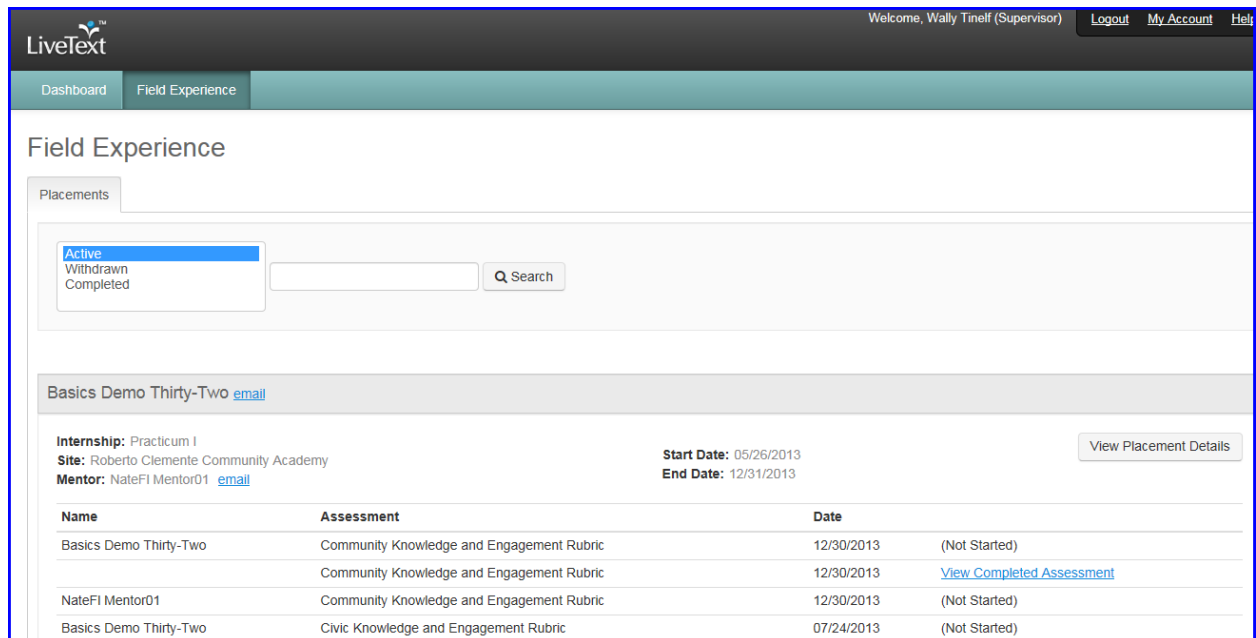


TRAINING **MANUAL:**  
**FEM College/University  
Supervisors**

When you have been assigned the role of a Field Experience supervisor by an administrator, you will see a new **Field Experience** tab at the top of your account (to the left of **Dashboard**) the next time you log in to LiveText. Click this tab.



Under the **Placements** tab you will see all students assigned to you. Basic details about the placement will appear below the student's name. Click the "View Placement Details" button to see all activities associated with this placement. You may also click **Begin Assessment** or **Continue Assessment** to go directly to your assessment.



Field Experience

Placements

Active  
Withdrawn  
Completed

Q Search

Basics Demo Thirty-Two [email](#)

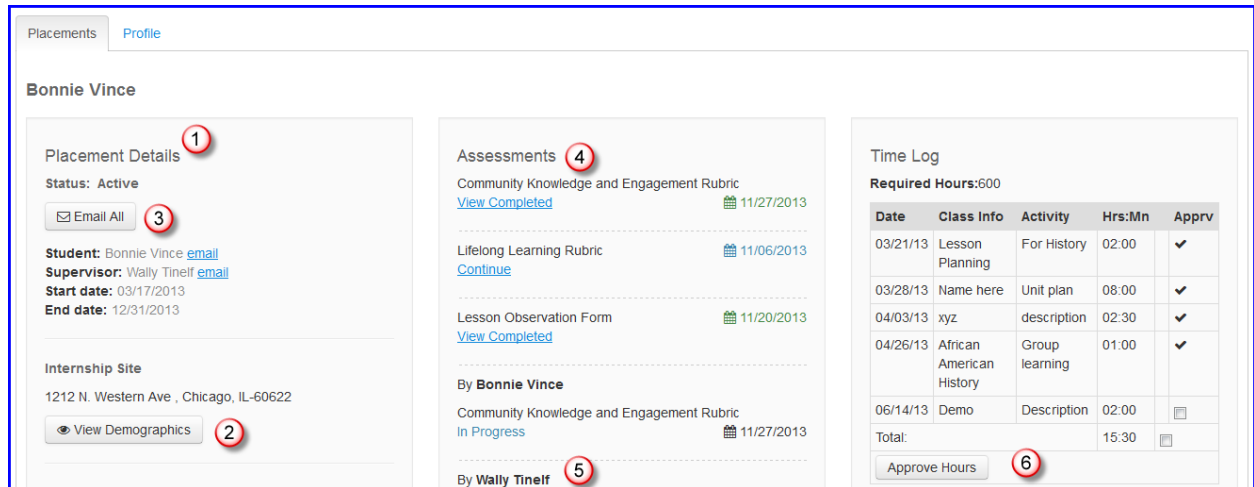
Internship: Practicum I  
Site: Roberto Clemente Community Academy  
Mentor: NateFI Mentor01 [email](#)

Start Date: 05/26/2013  
End Date: 12/31/2013

[View Placement Details](#)

Name	Assessment	Date	
Basics Demo Thirty-Two	Community Knowledge and Engagement Rubric	12/30/2013	(Not Started)
	Community Knowledge and Engagement Rubric	12/30/2013	<a href="#">View Completed Assessment</a>
NateFI Mentor01	Community Knowledge and Engagement Rubric	12/30/2013	(Not Started)
Basics Demo Thirty-Two	Civic Knowledge and Engagement Rubric	07/24/2013	(Not Started)

You will be directed to a page called **View Placement**. This page is a shared workspace, accessible to the student and mentor as well, that is used to manage all the key activities for your Field Experience Placement.



**Bonnie Vince**

**Placement Details** ①  
 Status: Active  
 Email All ③  
 Student: Bonnie Vince [email](#)  
 Supervisor: Wally Tinfelf [email](#)  
 Start date: 03/17/2013  
 End date: 12/31/2013

**Assessments** ④  
 Community Knowledge and Engagement Rubric  
[View Completed](#) 11/27/2013  
 Lifelong Learning Rubric  
[Continue](#) 11/06/2013  
 Lesson Observation Form  
[View Completed](#) 11/20/2013  
 By **Bonnie Vince**  
 Community Knowledge and Engagement Rubric  
 In Progress 11/27/2013  
 By **Wally Tinfelf** ⑤

**Time Log**  
 Required Hours:600

Date	Class Info	Activity	Hrs:Mn	Apprv
03/21/13	Lesson Planning	For History	02:00	✓
03/28/13	Name here	Unit plan	08:00	✓
04/03/13	xyz	description	02:30	✓
04/26/13	African American History	Group learning	01:00	✓
06/14/13	Demo	Description	02:00	□
Total:			15:30	□

Approve Hours ⑥

**Internship Site**  
 1212 N. Western Ave , Chicago, IL-60622  
 View Demographics ②

1. Basic details about the placement will display to the left.
2. To view demographic information about the school and classroom, click **View Demographics**.
3. To write an email to the student, the mentor, or both click the corresponding email icon or link.
4. To fill out your assessment rubric(s), click on the **Begin Assessment** or **Continue Assessment** link.


Comments And Feedback Overall comments...

Foundations and Skills Show/Hide Rubric Descriptions

	4 Capstone (4 pts)	3 Milestones (3 pts)	2 Milestones (2 pts)	1 Benchmark (1 pts)
Curiosity <span style="float: right;">Edit</span>	Explores a topic in depth yielding a rich...	Explores a topic in depth, yielding insight...	Explores a topic with some evidence of depth...	Explores a topic at a surface level, providing...
Initiative <span style="float: right;">Edit</span>	Completes required work, generates and pursues...	Completes required work, identifies and pursues...	Completes required work and identifies...	Completes required work.
Independence <span style="float: right;">Edit</span>	Educational interests and pursuits exist and...	Beyond classroom requirements, pursues...	Beyond classroom requirements, pursues additional...	Begins to look beyond classroom requirements...
Transfer <span style="float: right;">Edit</span>	Makes explicit references to previous learning...	Makes references to previous learning and shows...	Makes references to previous learning and...	Makes vague references to previous learning but...
Reflection <span style="float: right;">Add</span>	Reviews prior learning (past experiences inside...	Reviews prior learning (past experiences inside...	Reviews prior learning (past experiences inside...	Reviews prior learning (past experiences inside...

Submit Save Cancel

- a. Click the cells to highlight the level of performance achieved in each area.
  - b. Add comments to any row of the rubric by clicking the **Add Comment** icon and typing in the text box.
  - c. Add comments for the *entire* assessment using the text box at the top of the rubric.
5. To open any attachment uploaded by the student, click its title in the **Attachments** area.
  6. You may view the student's **Time Log** on the right side of the screen. Hours are entered by the student and approved by the mentor.



To return to your LiveText **Dashboard**, click the tab at the top of the screen.