



UNIVERSITY OF
NORTHERN
COLORADO

Counselor Education and Supervision Doctoral
Program College of Education & Behavioral
Sciences

Applied Psychology & Counselor Education

Department Annual Report

Academic Year 2023-2024

Data for Counselor Education and Supervision Doctoral Program at UNC:

1. Number of Graduates from AY 2023-2024-Three
2. Completion Rates: 26 currently enrolled students with three graduates over the academic year. One student left the program in the fall of 2024 due to health reasons. All remaining students are enrolled and engaged in the program.
3. Job Placement Rates: Two graduates are employed in higher education settings in Counselor Education departments and one is employed in state government: 100% job placement rate.

Curricular Considerations: We feel our program prepares graduates to be successful in their work and we always consider how we can improve on the training we provide our students. As all students scored meets or exceeds expectations on all Key Curricular Assessments, we feel students in this academic year are reaching all Key Performance Indicator identified by faculty members and stakeholders.

In further curricular considerations around comprehensive examination results, 100% of the students passed the supervision question, 100% passed the pedagogy question, and 100% passed the research question. All doctoral students

who passed their written examinations moved on to the orals comprehensive examination and successfully passed and completed this process to continue their degree progression. We will continue to monitor our written comprehensive examination process and how best to measure student learning with question revision and allowing for creative approaches to answers.

Program Modifications

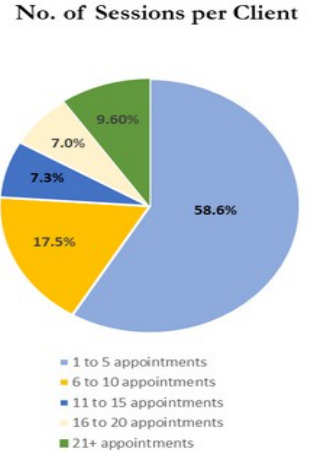
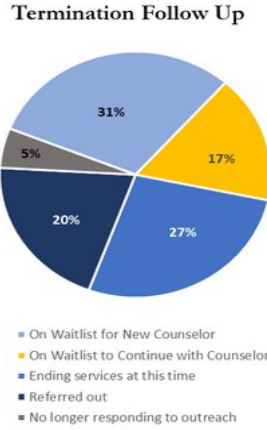
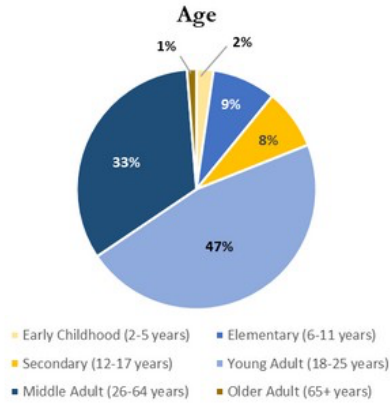
Additionally, since students routinely score at “above expectations” or “exceeds expectations” on rubrics and professional dispositional ratings (especially high from faculty members outside of CES) the CES faculty members believe the admission process itself is effective as a screening tool. In line with maintaining strong and qualified applicant pools and improving our outreach strategies, the CES faculty members decided to continue current approaches to informal mentoring and formal mentoring with master’s students. We saw the results of this effort in our admissions process and admitted two applicants who had completed our master’s program to start in fall of 2023. We have continued to attend more MA course meetings to offer more insight into the doctoral program for our MA students to continue this recruiting effort. Additionally, having doctoral students present their teaching lessons in the pedagogy course to the MA students has piqued interest in doctoral studies as well.

Clinical Training

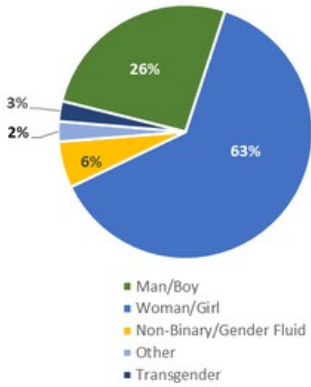
Our in-house training clinic, the Psychological Services Clinic hosts our practicum courses in the doctoral program to serve clients from the university and greater community. These services are offered on a reduced fee or free basis, and we often do not hold a wait list so clients can be seen quickly within the semester. We use digital recording technology, live observations, and an electronic health record to match the experiences of counselors in the field. The experiences of our students and clients in the training clinic are summarized each semester. The summary from fall 2023 and spring 2024 is included here in this report.

Psychological Services Clinic Data: Demographics

Below is a breakdown of demographic information for the clients (293 of which provided consent to research) who were seen for therapy services at the Psychological Services Clinic. Information is based on client or parent report:

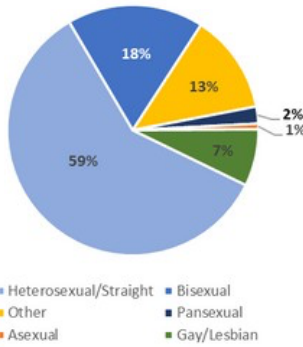


Gender Identity



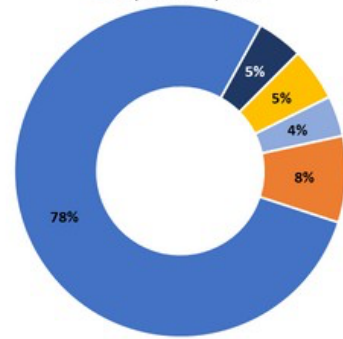
Sexuality*

*excluding clients who did not report

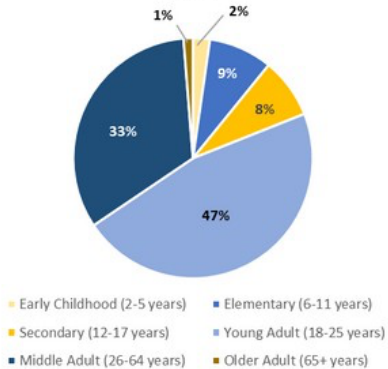


Approx. No. of Sessions by Type

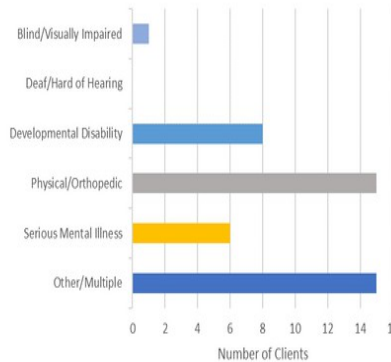
Individual = 1774
Play = 90
Assessment = 102
Group = 117
Couples & Family = 190



Age



Ability Status



Race/Ethnicity

