



# FY2016 Research Performance Report

RSCW at UNC

Bob Houser, AVP for Research  
Office of Research  
3/20/2017



UNIVERSITY OF  
**NORTHERN**  
**COLORADO**

# Sponsored Projects

- Proposals and awards are tracked by OSP by fiscal year.
- Award totals reflect the amount awarded, as opposed to the amount expended (i.e., R&D Expenditures).

## ***2012–2016 PROPOSALS AND AWARDS, ALL SPONSORED PROJECTS***

	FY2012	FY2013	FY2014	FY2015	FY2016
<b>No. of Proposals</b>	95	82	93	79	72
<b>Dollars Requested</b>	\$24,335,000	\$21,625,000	\$21,308,000	\$32,339,000	\$17,761,000
<b>No. of Awards</b>	66	65	64	42	58
<b>Dollars Received</b>	\$5,914,000	\$6,438,000	\$5,932,000	\$5,224,000	\$7,458,000

UNIVERSITY of  
**NORTHERN COLORADO**  
**Sponsored Programs Proposal Activity for Fiscal Year 2016**  
 July 1, 2015 through June 30, 2016

Total Proposal Activity							
	PRIME	SUB	TOTAL	1st Budget Period Direct Costs	1st Budget Period F&A Costs	1st Budget Period Total Costs	Total Project Costs
Education & Behavioral Sciences	16	2	18	2,554,050	384,629	\$2,938,679	\$7,783,161
Humanities & Social Sciences	9	1	10	313,670	72,162	\$385,832	\$913,148
Monfort College of Business							
Natural & Health Sciences	28	11	39	3,301,249	568,594	\$3,869,843	\$8,057,862
Performing & Visual Arts	2	0	2	52,536	5,494	\$58,030	\$58,030
University Libraries	2	0	2	5,361	0	\$5,361	\$5,361
Academic Affairs							
Finance & Administration							
President's Office	1	0	1	95,481	15,277	\$110,758	\$242,176
<b>TOTALS</b>	<b>58</b>	<b>14</b>	<b>72</b>	<b>\$6,322,347</b>	<b>\$1,046,156</b>	<b>\$7,368,503</b>	<b>\$17,760,552</b>

Proposal Activity by Project Type																
	Research		Academic Support		Instruction		Public Service		Student Services		Institutional Support		Scholarships / Fellowships		Totals All Proposals	
CEBS	9	2,849,452			7	4,549,184							2	384,525	18	\$7,783,161
HSS	8	901,648			1	5,500	1	6,000							10	\$913,148
MCB																
NHS	33	7,852,925			3	622,692	2	73,059					1	210,000	39	\$8,758,676
PVA							2	58,030							2	\$58,030
Libraries			1	5,111			1	250							2	\$5,361
AcdAffrs																
Fin&Adm																
President	1	242,176													1	\$242,176
<b>TOTALS</b>	<b>51</b>	<b>\$11,846,201</b>	<b>1</b>	<b>\$5,111</b>	<b>11</b>	<b>\$5,177,376</b>	<b>6</b>	<b>\$137,339</b>	<b>0</b>	<b>\$0</b>	<b>0</b>	<b>\$0</b>	<b>3</b>	<b>\$594,525</b>	<b>72</b>	<b>\$17,760,552</b>

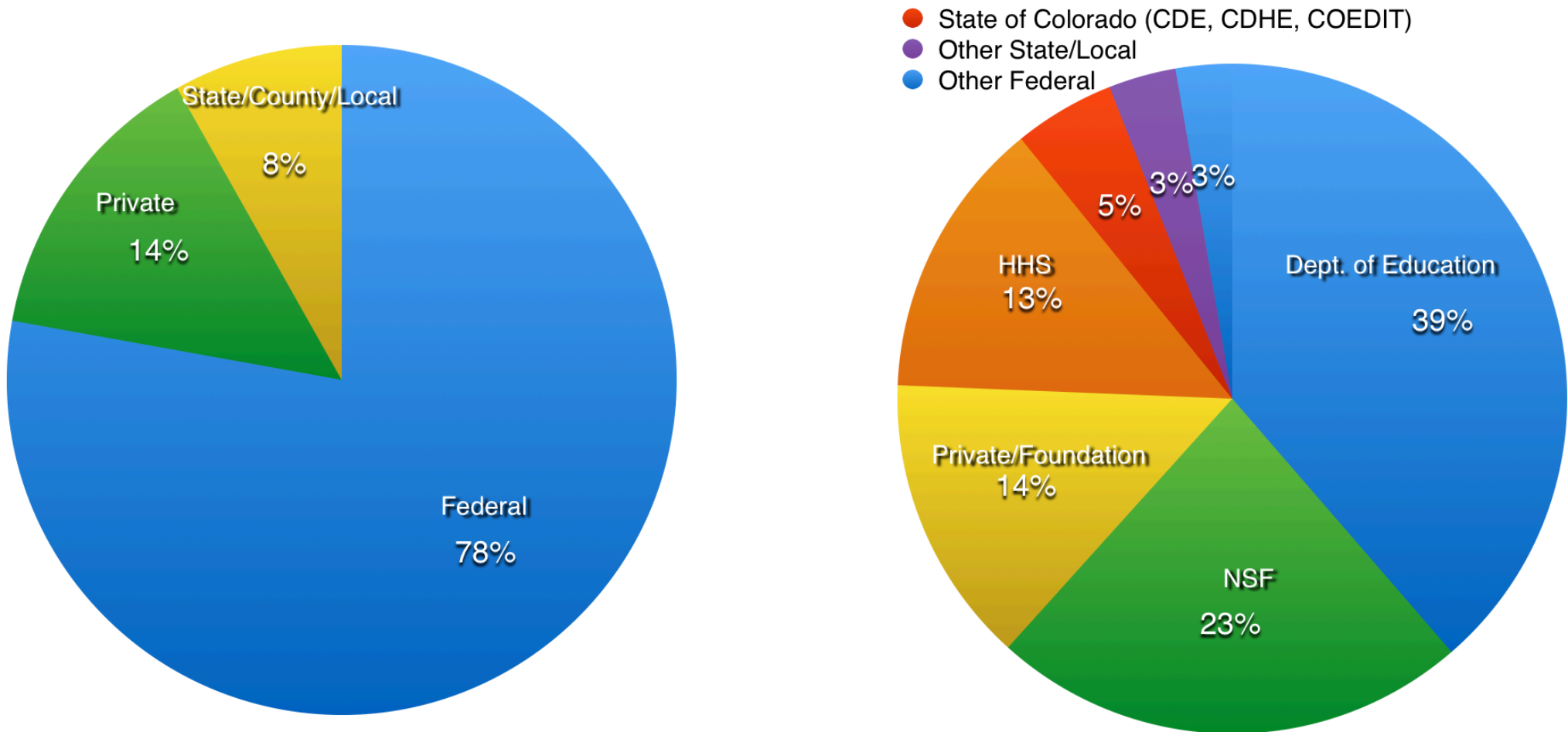
UNIVERSITY of  
**NORTHERN COLORADO**  
**Sponsored Programs Award Activity for Fiscal Year 2016**  
 July 1, 2015 through June 30, 2016

Award Activity by Award Type										Total Award Funding		
	# of Awards Received	New Awards	Continuation Awards	Out-Year Awards	Supplement Awards	Direct Costs Awarded	F&A Costs Awarded	Total Funding Awarded				
Education & Behavioral Sciences	16	9	1,853,840	3	239,596	3	521,076	1	5,500	2,276,827	343,185	\$2,620,012
Humanities & Social Sciences	7	6	180,644	0	0	1	285,315	0	0	441,098	24,861	\$465,959
Monfort College of Business	6	6	295,000	0	0	0	0	0	0	295,000	0	\$295,000
Natural & Health Sciences	21	14	2,455,683	4	185,846	1	571,889	2	5,992	2,805,792	413,618	\$3,219,410
Performing & Visual Arts	3	3	46,400	0	0	0	0	0	0	43,948	2,452	\$46,400
University Libraries	2	2	5,383	0	0	0	0	0	0	5,383	0	\$5,383
Academic Affairs	3	0	0	0	0	3	805,706	0	0	753,873	51,833	\$805,706
Finance & Administration	0	0	0	0	0	0	0	0	0	0	0	\$0
President's Office	0	0	0	0	0	0	0	0	0	0	0	\$0
<b>TOTALS</b>	<b>58</b>	<b>40</b>	<b>\$4,836,950</b>	<b>7</b>	<b>\$425,442</b>	<b>8</b>	<b>\$2,183,986</b>	<b>3</b>	<b>\$11,492</b>	<b>\$6,359,368</b>	<b>\$816,017</b>	<b>\$7,457,870</b>

Award Activity by Project Type																		
	Prime	Sub	Research	Academic Support	Instruction	Public Service	Student Services	Institutional Support	Scholarships / Fellowships	Totals All Awards								
CEBS	12	4	6	1,166,463	0	0	6	994,419	1	69,105	0	0	0	3	390,025	16	\$2,620,012	
HSS	6	1	5	175,144	0	0	2	290,815	0	0	0	0	0	0	0	7	\$465,959	
MCB	3	3	0	0	0	0	6	295,000	0	0	0	0	0	0	0	6	\$295,000	
NHS	11	10	12	2,694,146	1	44,742	5	405,763	3	74,759	0	0	0	0	0	21	\$3,219,410	
PVA	3	0	0	0	0	0	3	46,400	0	0	0	0	0	0	0	3	\$46,400	
Libraries	2	0	0	0	1	5,133	0	0	1	250	0	0	0	0	0	2	\$5,383	
Acad Affrs	3	0	0	0	0	0	0	0	0	3	805,706	0	0	0	0	3	\$805,706	
Fin&Adm	0	0	0	0	0	0	0	0	0	0	0	0	0	0	0	0	\$0	
President	0	0	0	0	0	0	0	0	0	0	0	0	0	0	0	0	\$0	
<b>TOTALS</b>	<b>40</b>	<b>18</b>	<b>23</b>	<b>\$4,035,753</b>	<b>2</b>	<b>\$49,875</b>	<b>14</b>	<b>\$2,262,886</b>	<b>13</b>	<b>\$485,514</b>	<b>3</b>	<b>\$805,706</b>	<b>0</b>	<b>\$0</b>	<b>3</b>	<b>\$390,025</b>	<b>58</b>	<b>\$7,457,870</b>

# Sponsored Projects

## TOP AWARDED FUNDING SOURCES<sup>‡</sup> IN FY2016: \$7,458,000 TOTAL

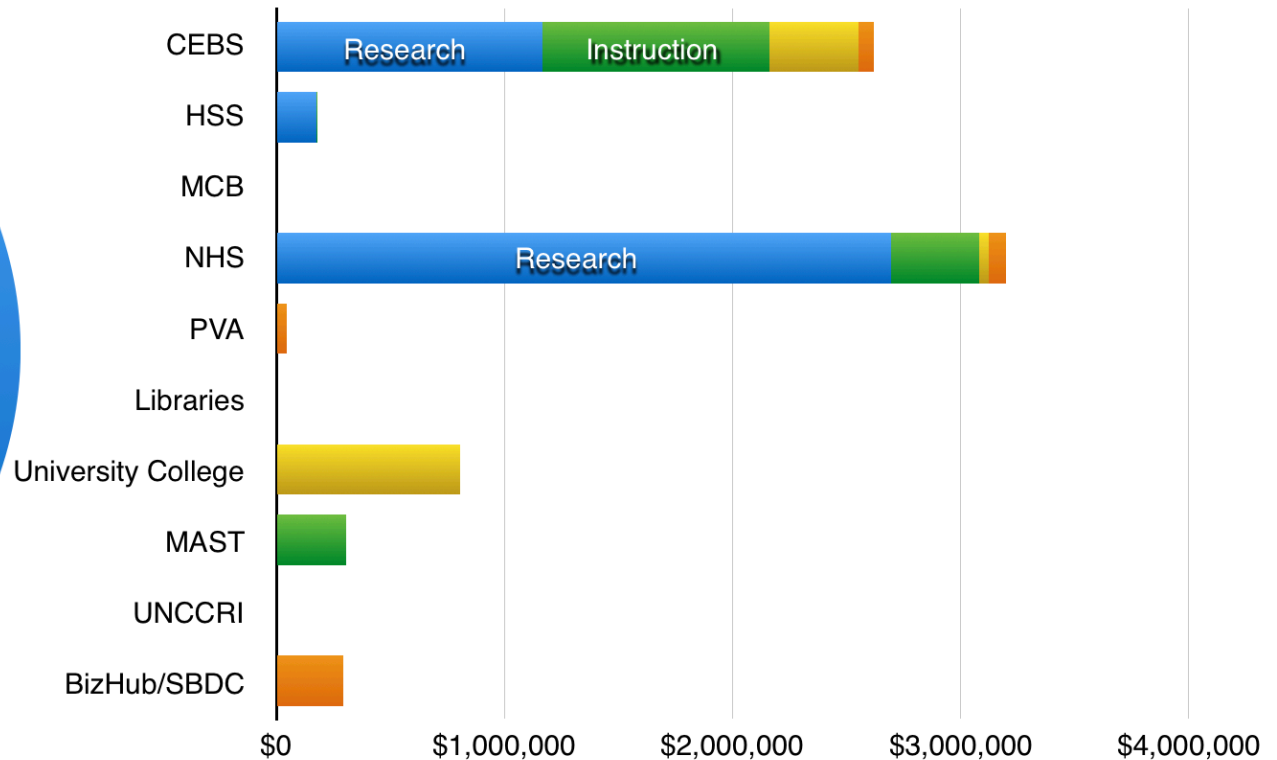
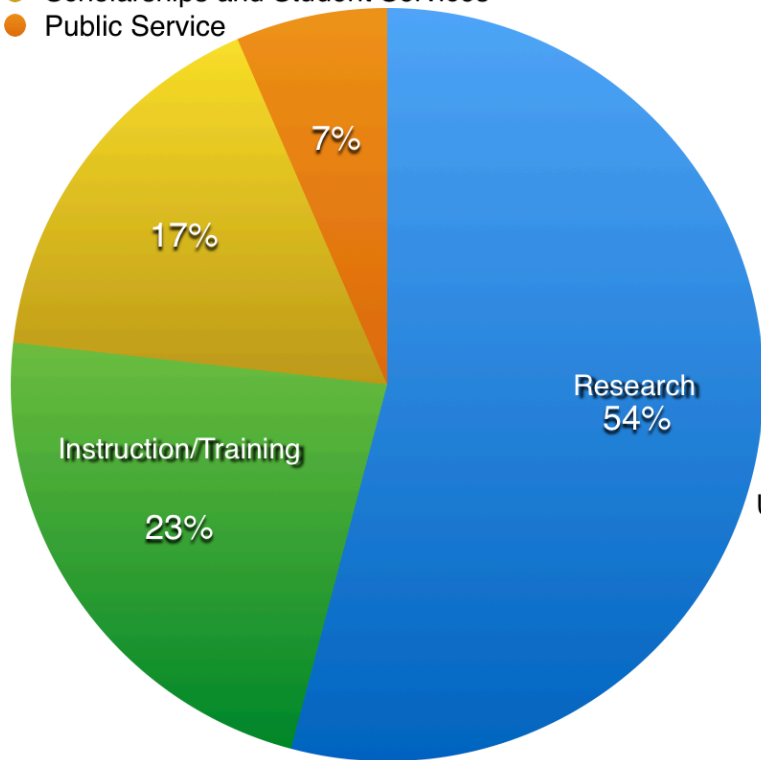


<sup>‡</sup>Visit the Office of Research webpage for the full [FY2016 OSP Activity Report](#).

# Sponsored Projects

## ***DISTRIBUTION OF SPONSORED PROJECT AWARDS<sup>‡</sup> IN FY2016, BY ACTIVITY TYPE AND BY COLLEGE OR INSTITUTE***

- Scholarships and Student Services
- Public Service



‡Visit the Office of Research webpage for the full [FY2016 OSP Activity Report](#).

# R&D Expenditures – 2010-2016

- The annual Higher Education Research & Development (HERD) survey is administered by the National Science Foundation (NSF) as a tool to measure university research performance.
- While proposal and award data represent all sponsored project activity types, R&D expenditures reflect only research and development activity.

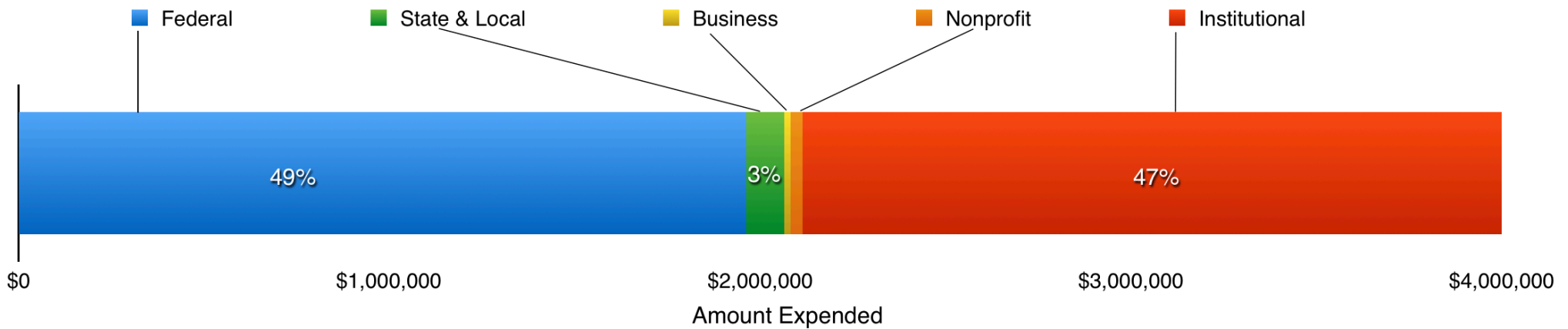


## R&D Expenditures

	2010	2011	2012	2013	2014	2015	2016
Federal	\$2,082,000	\$1,681,000	\$1,373,000	\$1,024,000	\$1,965,000	\$1,359,000	\$1,962,000
Nonfederal	\$525,000	\$397,000	\$1,523,000	\$2,010,000	\$2,211,000	\$2,293,000	\$2,066,000
Total	\$2,607,000	\$2,078,000	\$2,896,000	\$3,034,000	\$4,176,000	\$3,652,000	\$4,028,000

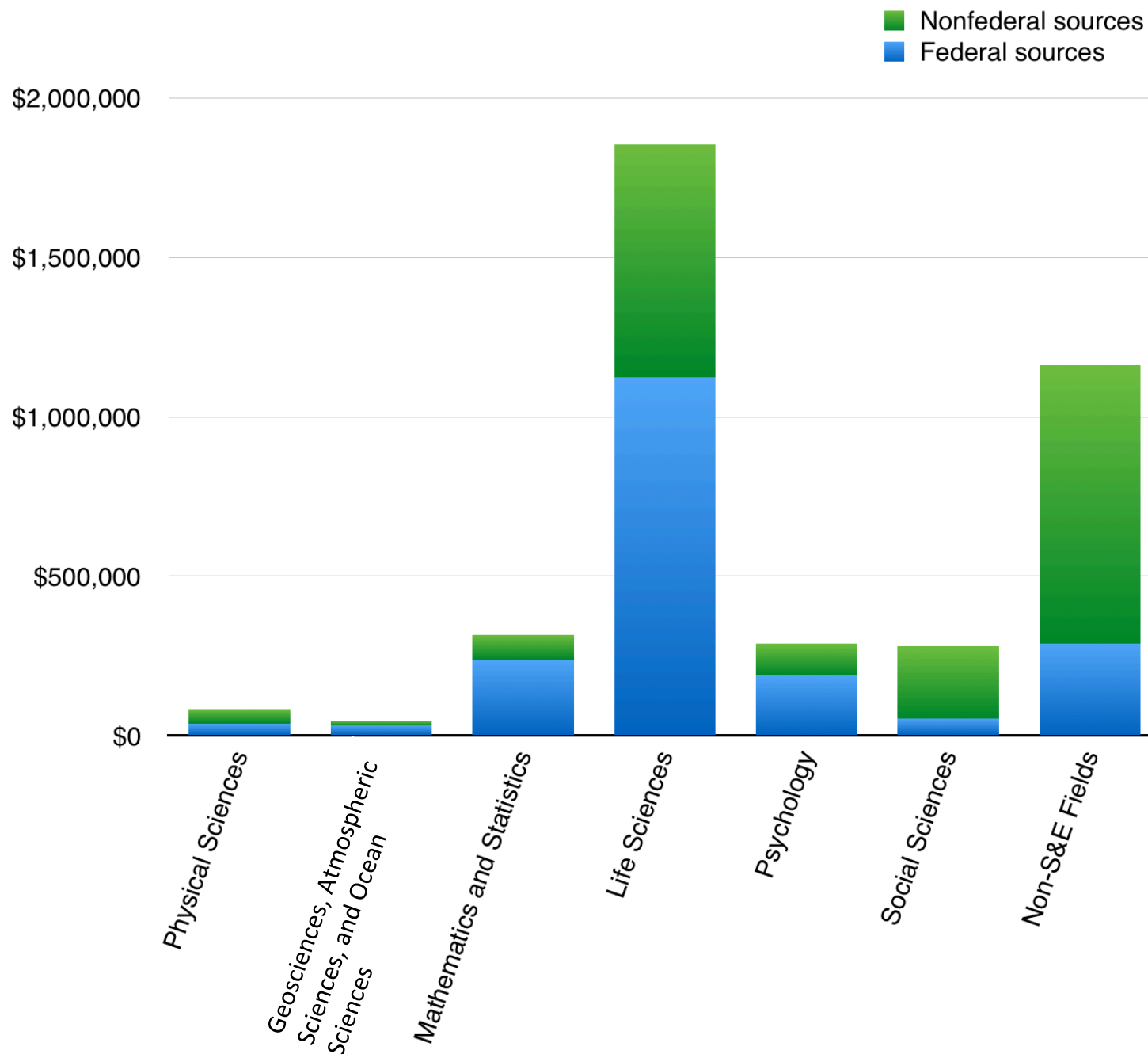
# R&D Expenditures: FY2016


## UNC Sources of R&D Expenditures, FY2016





# R&D Expenditures by NSF-Defined Discipline, FY2016





**THANK YOU!**



UNIVERSITY OF  
**NORTHERN**  
**COLORADO**