

UNIVERSITY OF
NORTHERN COLORADO



2021 Summer Final
Enrollment Profile

August 18, 2021

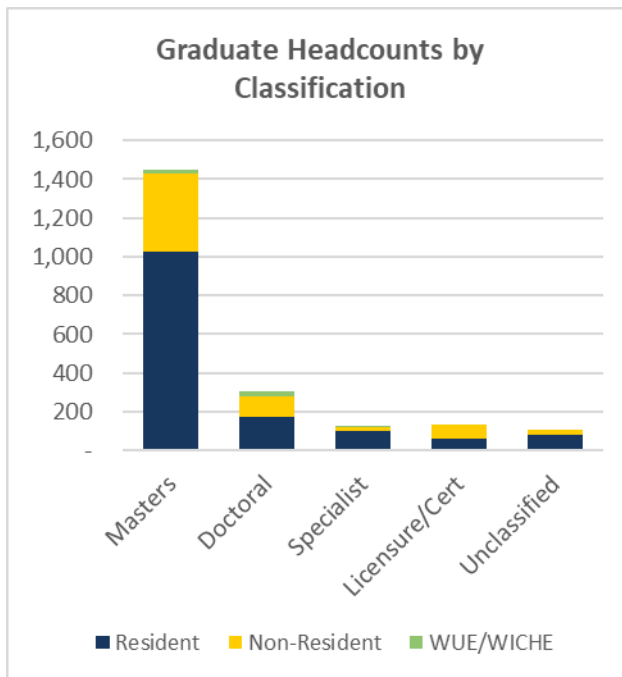
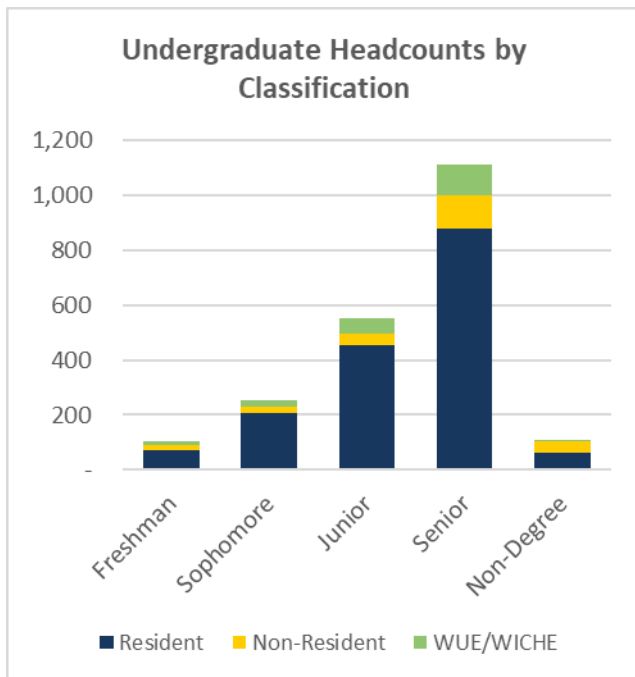
Contents

Classification Summary (Headcounts)	2
Classification Summary (Credit Hours)	3
Funding Summary (Headcounts)	4
Funding Summary (Credit Hours)	5

**University of Northern Colorado
Summer 2021 Final
Student Profile**

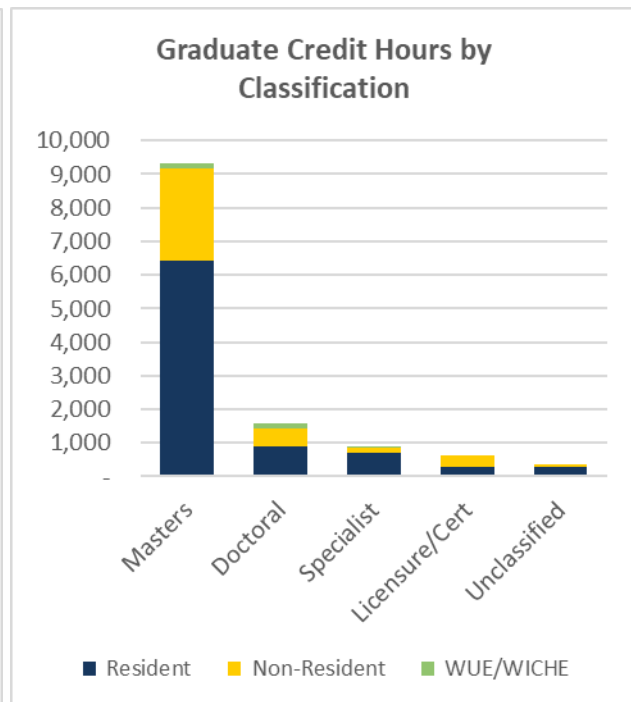
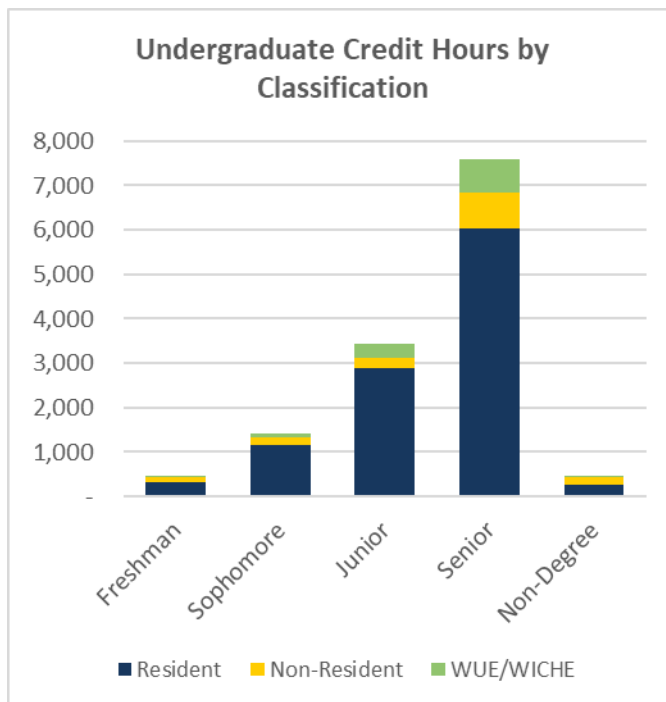
Classification Summary (Headcounts)

Headcounts by Classification								
	Classification	Summer 2021					Summer 2020	% Change
		Resident	Non-Resident	WUE/WICHE	Total	%	Total	
Undergraduate	Freshman	70	20	14	104	4.9%	102	2.0%
	Sophomore	205	26	22	253	11.9%	355	-28.7%
	Junior	456	42	53	551	25.9%	716	-23.0%
	Senior	879	122	111	1,112	52.2%	1,140	-2.5%
	Non-Degree	63	39	7	109	5.1%	213	-48.8%
Undergraduate Total		1,673	249	207	2,129		2,526	-15.7%
Graduate	Masters	1,026	403	20	1,449	68.3%	1,391	4.2%
	Doctoral	170	109	29	308	14.5%	293	5.1%
	Specialist	103	18	7	128	6.0%	126	1.6%
	Licensure/Cert	63	67	-	130	6.1%	117	11.1%
	Unclassified	83	23	-	106	5.0%	267	-60.3%
Graduate Total		1,445	620	56	2,121		2,194	-3.3%
Grand Total		3,118	869	263	4,250		4,720	-10.0%



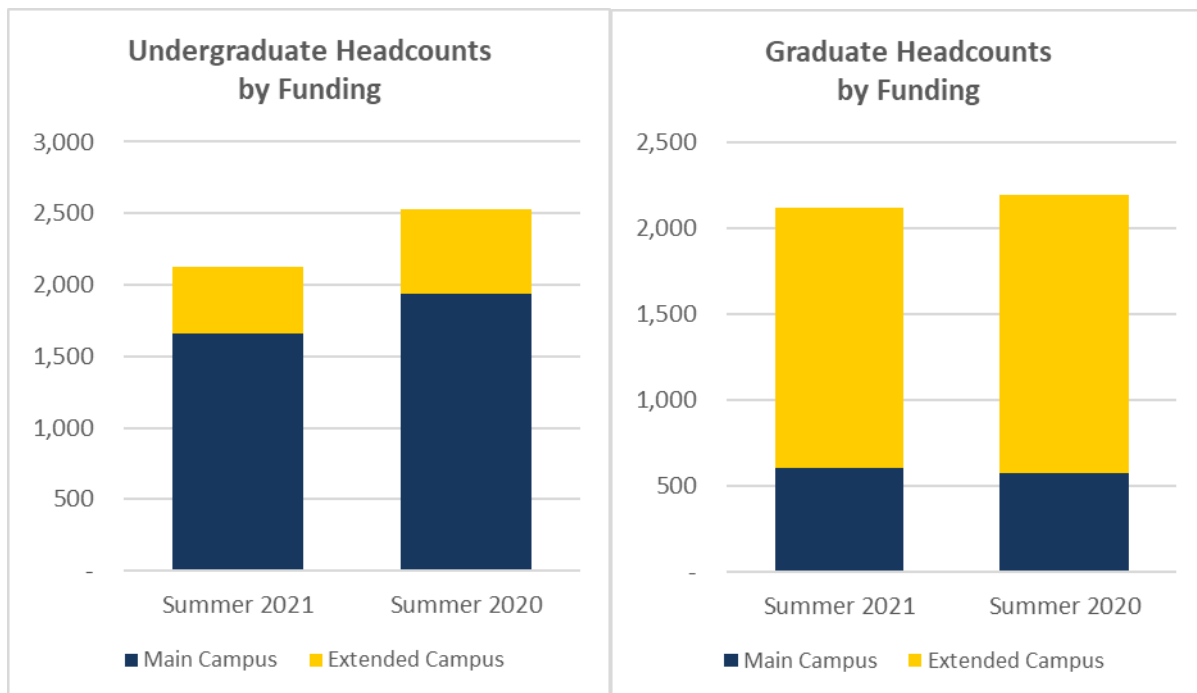
Classification Summary (Credit Hours)

Credit Hours by Classification								
	Classification	Summer 2021					Summer 2020	% Change
		Resident	Non-Resident	WUE/WICHE	Total	%	Total	
Undergraduate	Freshman	325	95	55	475	3.5%	525	-9.5%
	Sophomore	1,168	148	104	1,420	10.6%	2,015	-29.5%
	Junior	2,878	246	315	3,439	25.7%	4,517	-23.9%
	Senior	6,042	808	728	7,578	56.6%	7,555	0.3%
	Non-Degree	266	162	41	469	3.5%	820	-42.8%
Undergraduate Total		10,679	1,459	1,243	13,381		15,432	-13.3%
Graduate	Masters	6,440	2,722	160	9,322	72.9%	9,283	0.4%
	Doctoral	901	529	164	1,594	12.5%	1,481	7.6%
	Masters & Doctoral Total	7,341	3,251	324	10,916	85.4%	10,764	1.4%
	Specialist	703	143	54	900	7.0%	912	-1.3%
	Licensure/Cert	297	317	-	614	4.8%	562	9.3%
	Unclassified	271	80	-	351	2.7%	649	-45.9%
	Lic., Spec & Unclassified Total	1,271	540	54	1,865	14.6%	2,123	-12.2%
Graduate Total		8,612	3,791	378	12,781		12,887	-0.8%
Grand Total		19,291	5,250	1,621	26,162		28,319	-7.6%



Funding Summary (Headcounts)

Headcounts by Funding									
Students counted in Extended Campus have only Extended Campus funded courses.									
	Summer 2021				Summer 2020				% Change
	Resident	Non-Resident	WUE/WICHE	Total	Resident	Non-Resident	WUE/WICHE	Total	
Undergraduate									
Main Campus	1,375	137	150	1,662	1,605	156	180	1,941	-14.4%
Extended Campus	298	112	57	467	305	228	52	585	-20.2%
Undergraduate Total	1,673	249	207	2,129	1,910	384	232	2,526	-15.7%
Graduate									
Main Campus	460	89	55	604	426	90	53	569	6.2%
Extended Campus	985	531	1	1,517	1,091	532	2	1,625	-6.6%
Graduate Total	1,445	620	56	2,121	1,517	622	55	2,194	-3.3%
Total Main Campus	1,835	226	205	2,266	2,031	246	233	2,510	-9.7%
Total Extended Campus	1,283	643	58	1,984	1,396	760	54	2,210	-10.2%
Grand Total	3,118	869	263	4,250	3,427	1,006	287	4,720	-10.0%



Funding Summary (Credit Hours)

Credit Hours by Funding									
Accounting codes assigned to the course determine if credit hours are Extended or Main Campus.									
	Summer 2021				Summer 2020				% Change
	Resident	Non-Resident	WUE/WICHE	Total	Resident	Non-Resident	WUE/WICHE	Total	
Undergraduate									
Main Campus	8,352	770	817	9,939	9,604	812	1,032	11,448	-13.2%
Extended Campus	2,327	689	426	3,442	2,553	1,089	342	3,984	-13.6%
Other	-	-	-	-	-	-	-	-	-
Undergraduate Total	10,679	1,459	1,243	13,381	12,157	1,901	1,374	15,432	-13.3%
Graduate									
Main Campus	2,633	504	347	3,484	2,315	575	334	3,224	8.1%
Extended Campus	5,979	3,287	31	9,297	6,452	3,174	32	9,658	-3.7%
Other	-	-	-	-	5	-	-	5	-100.0%
Graduate Total	8,612	3,791	378	12,781	8,772	3,749	366	12,887	-0.8%
Total Main Campus	10,985	1,274	1,164	13,423	11,919	1,387	1,366	14,672	-8.5%
Total Extended Campus	8,306	3,976	457	12,739	9,005	4,263	374	13,642	-6.6%
Total Other	-	-	-	-	5	-	-	5	-100.0%
Grand Total	19,291	5,250	1,621	26,162	20,929	5,650	1,740	28,319	-7.6%

